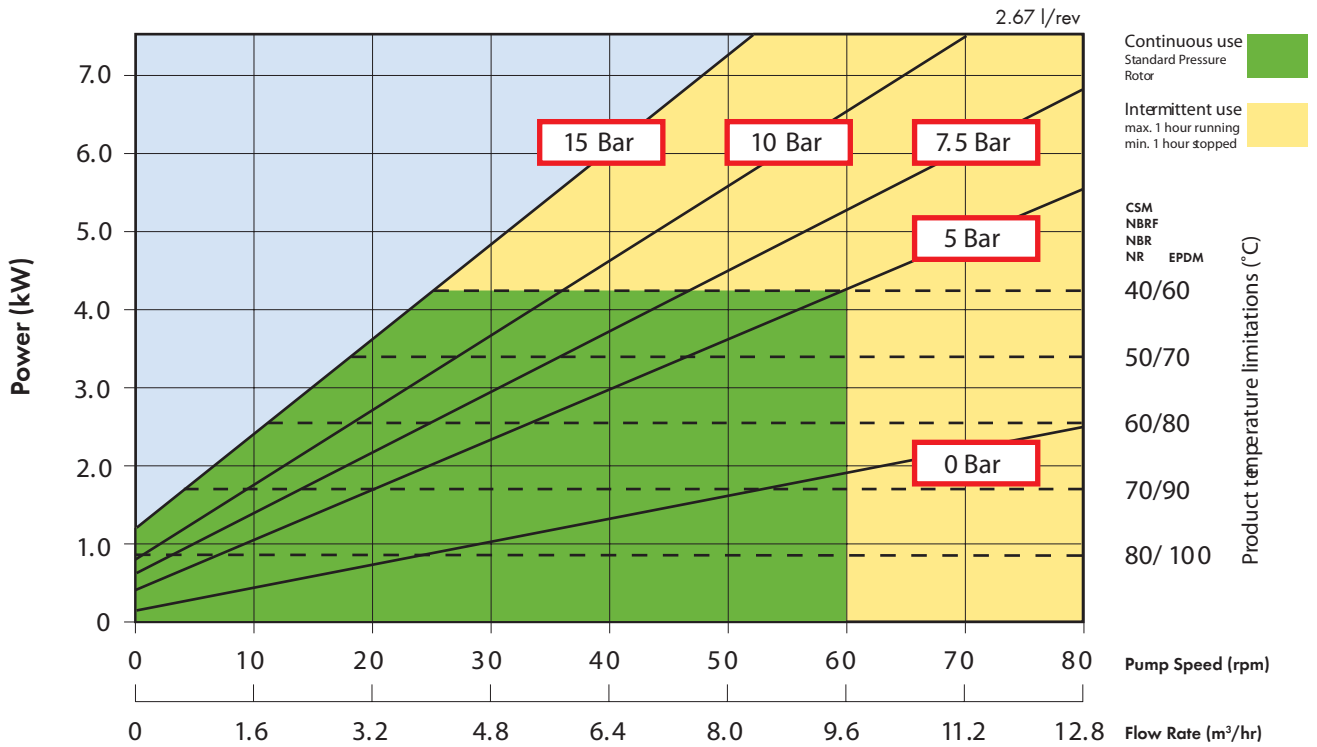
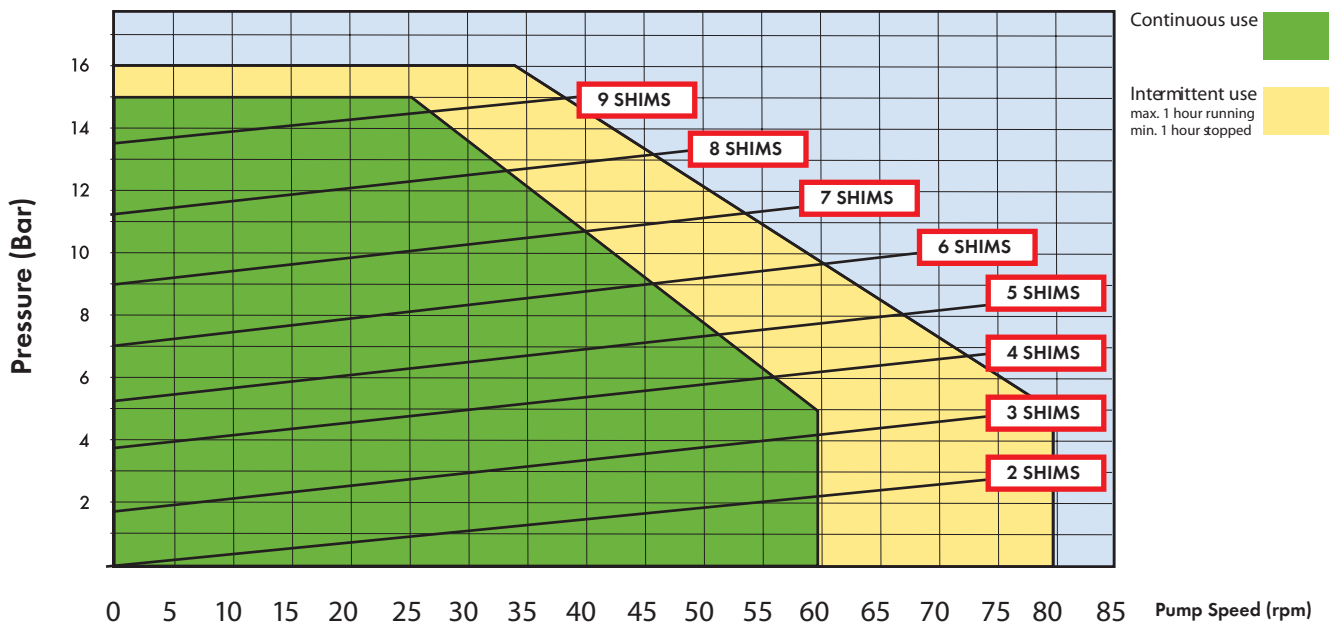


## VERDERFLEX VF50 Technical Data Sheet

### Performance Curve



### Shimming Curve

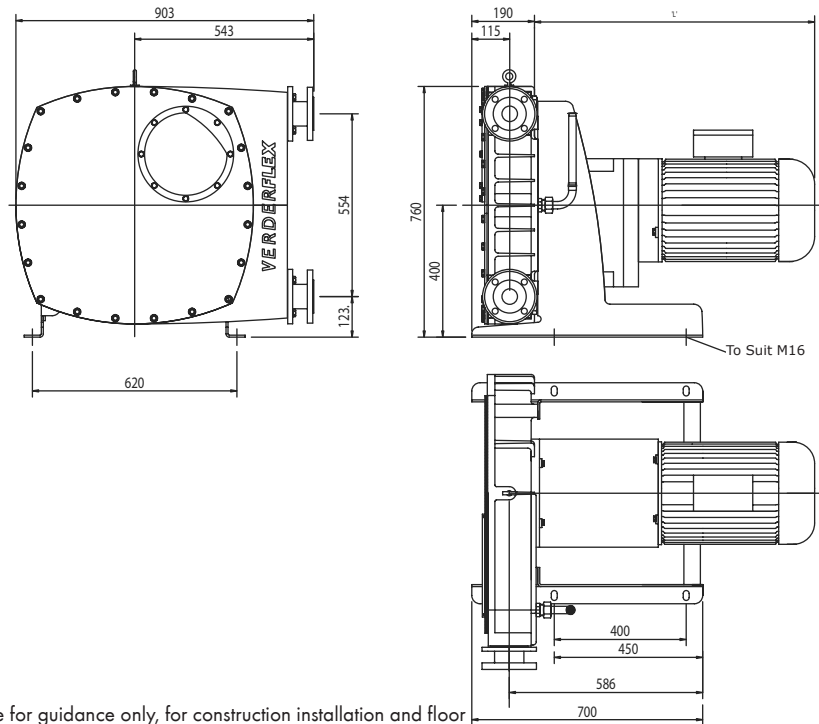


# VERDERFLEX VF50

## Technical Data Sheet



### General Arrangement Layout



All dimensions are in mm.

All dimensions and weights are for guidance only, for construction installation and floor mounting drawings please contact your local authorised Verderflex® distributor.

### Standard Materials of Construction

Description	Material	Weight (kg)	Paint Detail
Pump Housing	Cast Iron (GG25)	160	RAL 6018 (Green)
Front Cover	Mild Steel (BS EN10.025:1993/5275)	20	RAL 7021 (Black)
Rotor	Cast Iron (GG25)	28	
Rotor Shoes	Aluminium (6082T6)	7	
Flanges	Universal Slotted 304 Stainless Steel	5	
Inserts	Stainless Steel (316L) Polypropylene P.V.D.F	0.6	
Base Frame	Powder Coated Carbon Steel	38	RAL 7035 (Grey)
Lubricant	Verderlube - Glycerine based compound Verdersil - Silicone oil	10 litres	
Hose	NR, NBR, NBR Food grade, CSM and EPDM	6.5	
Close coupled pump unit - "Flat Pack"		276	

#### VERDERFLEX

Unit 3, California Drive, **TEL** +44 (0)1924 221 020  
 Castleford WF10 5QH **FAX** +44 (0)113 222 0291  
 United Kingdom **MAIL** info@verderflex.com  
**WEB** www.verderflex.com

**AT** Wien **BE** Aartselaar **BG** Sofia **CH** Basel **CN** Shanghai **CZ** Praha **DE**  
 Haan **FR** Eragny s/Oise **GB** Castleford **HU** Budapest **IT** Torre Boldone  
**JP** Tokyo **NL** Groningen/Vleuten **PL** Katowice **RO** Bucuresti/Sibiu  
**RU** St Petersburg **SK** Bratislava **US** Newtown/Macon **ZA** Northriding