

CDSW



VARIOUS PATENTS APPLY

Stainless Steel Fitted Basic Pump

Self Priming Centrifugal Pump

Model T10A61S-B

Size 10" x 10"



PUMP SPECIFICATIONS

Size: 10" x 10" (254 mm x 254 mm) Flanged.**Casing:** Gray Iron No. 30.

Maximum Operating Pressure 99 psi (683 kPa).*

Semi-Open Type, Two Vane Impeller: Stainless Steel No. 316.

Handles 3" (76,2 mm) Diameter Spherical Solids.

Impeller Shaft: Stainless Steel No. 17-4 PH.**Replaceable Wear Plate:** Stainless Steel No. 316.**Seal Plate:** Stainless Steel No. 316.**Removable Clean-out Cover Plate:** Gray Iron No. 30;
9 lbs. (4 kg).**Flap Valve:** Neoprene w/Steel Reinforcing.**Bearing Housing:** Gray Iron No. 30.**Radial and Thrust Bearings:** Open Double Row Ball.**Bearing and Seal Cavity Lubrication:** SAE No. 30 Non-Detergent Oil.**Suction Flange:** 125# Gray Iron No. 30.**Suction Head:** Gray Iron No. 30.**Gaskets:** Buna-N, PTFE, Cork, and Rubber.**O-Rings:** Buna-N.**Internal Wetted Hardware:** Stainless Steel No. 316.**External Hardware:** Standard Plated Steel.**Pressure Relief Valve:** Stainless Steel No. 316.**Bearing and Seal Cavity Oil Level Sight Gauges.****Optional Equipment:** Metal Bellows Seal. Automatic Air Release Valve. Stainless Steel CD4MCu Impeller, Seal Plate and Wear Plate. High Pump Temperature Shutdown Kit. 120V/240V Casing Heater. Self-Cleaning Wear Plate. Gray Iron No. 30 Spool Flanges:
10" ASA Discharge.

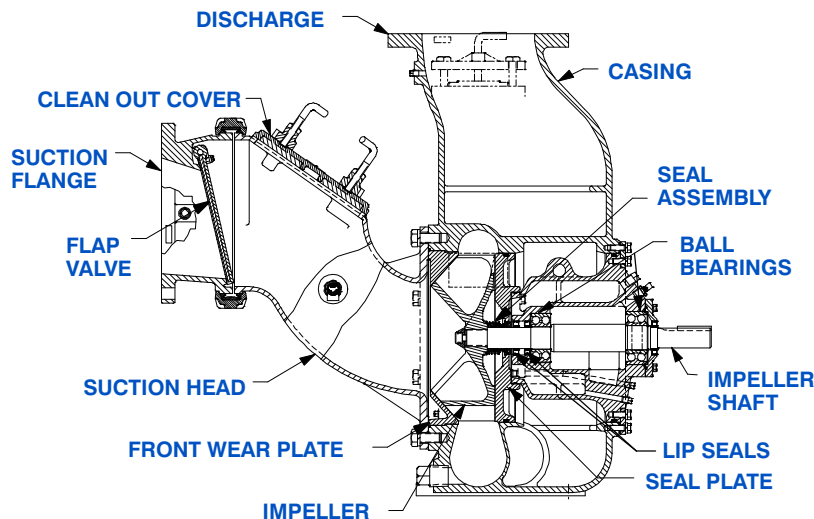
250 mm DIN 2527 (PN16) Suction and Discharge

(Specify Model T10A61S-B /FM).**Consult Factory for Applications Exceeding Maximum Pressure and/or Temperature Indicated.*

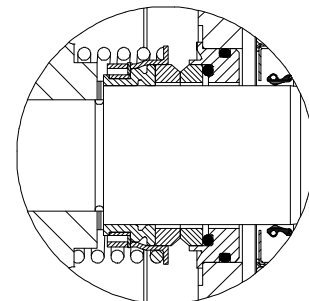
Shown with Optional Discharge Spool Flange (Suction/Discharge Spool Flanges Available in ASA or DIN Standard Sizes).

SEAL SPECIFICATIONS

Mechanical, Oil-Lubricated, Double Floating, Self-Aligning. Silicon Carbide Rotating and Stationary Faces. Stainless Steel No. 316 Stationary Seat. Stainless Steel No. 18-8 Cage and Spring. Maximum Temperature of Liquid Pumped, 160°F (71°C).*



SEAL DETAIL



THE GORMAN-RUPP COMPANY • MANSFIELD, OHIO

GORMAN-RUPP OF CANADA LIMITED • ST. THOMAS, ONTARIO, CANADA

www.grpumps.com

Specifications Subject to Change Without Notice

Printed in U.S.A.

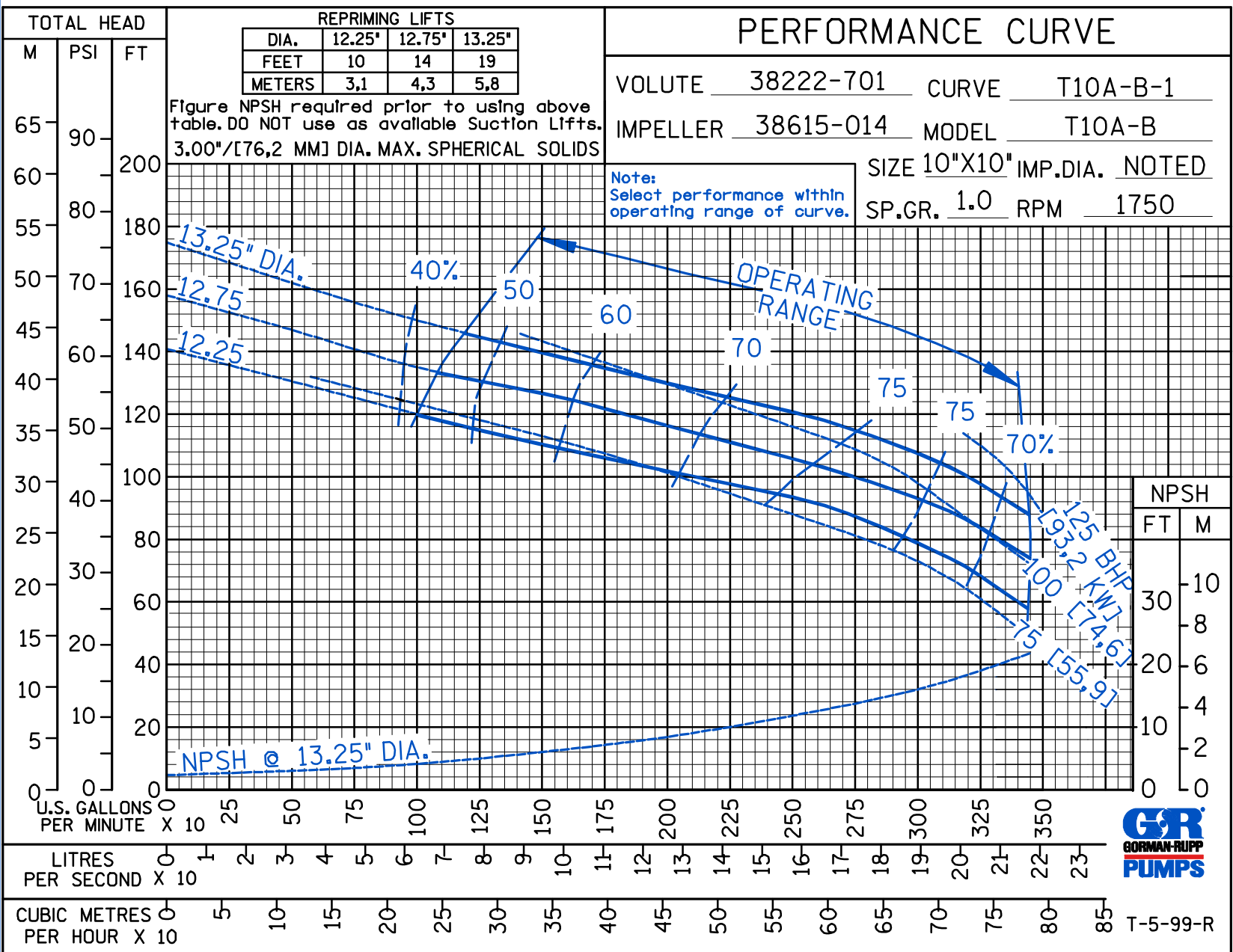


THE GORMAN-RUPP COMPANY • MANSFIELD, OHIO
 GORMAN-RUPP OF CANADA LIMITED • ST. THOMAS, ONTARIO, CANADA
 www.grpumps.com

© Copyright by the Gorman-Rupp Company 2009

Specifications Subject to Change Without Notice

Printed in U.S.A.



Curve Data

Sec. 55

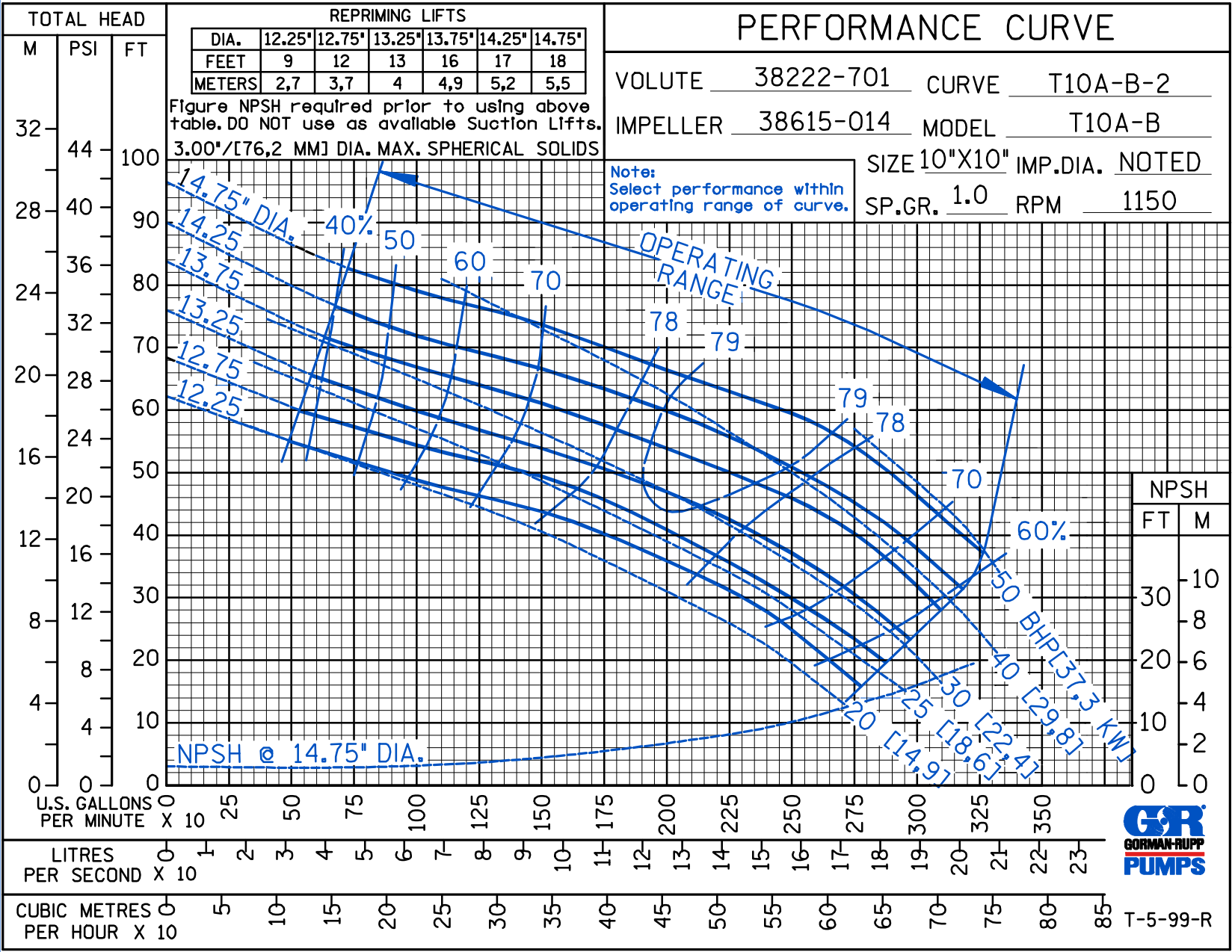
PAGE 2451.1
JUNE 2009



THE GORMAN-RUPP COMPANY • MANSFIELD, OHIO
 GORMAN-RUPP OF CANADA LIMITED • ST. THOMAS, ONTARIO, CANADA
 www.grpumps.com
 Specifications Subject to Change Without Notice

© Copyright by the Gorman-Rupp Company 2009

Printed in U.S.A.



CDS

Curve Data

Sec. 55

PAGE 2451.2
 JUNE 2009



T-5-99-R



THE GORMAN-RUPP COMPANY • MANSFIELD, OHIO

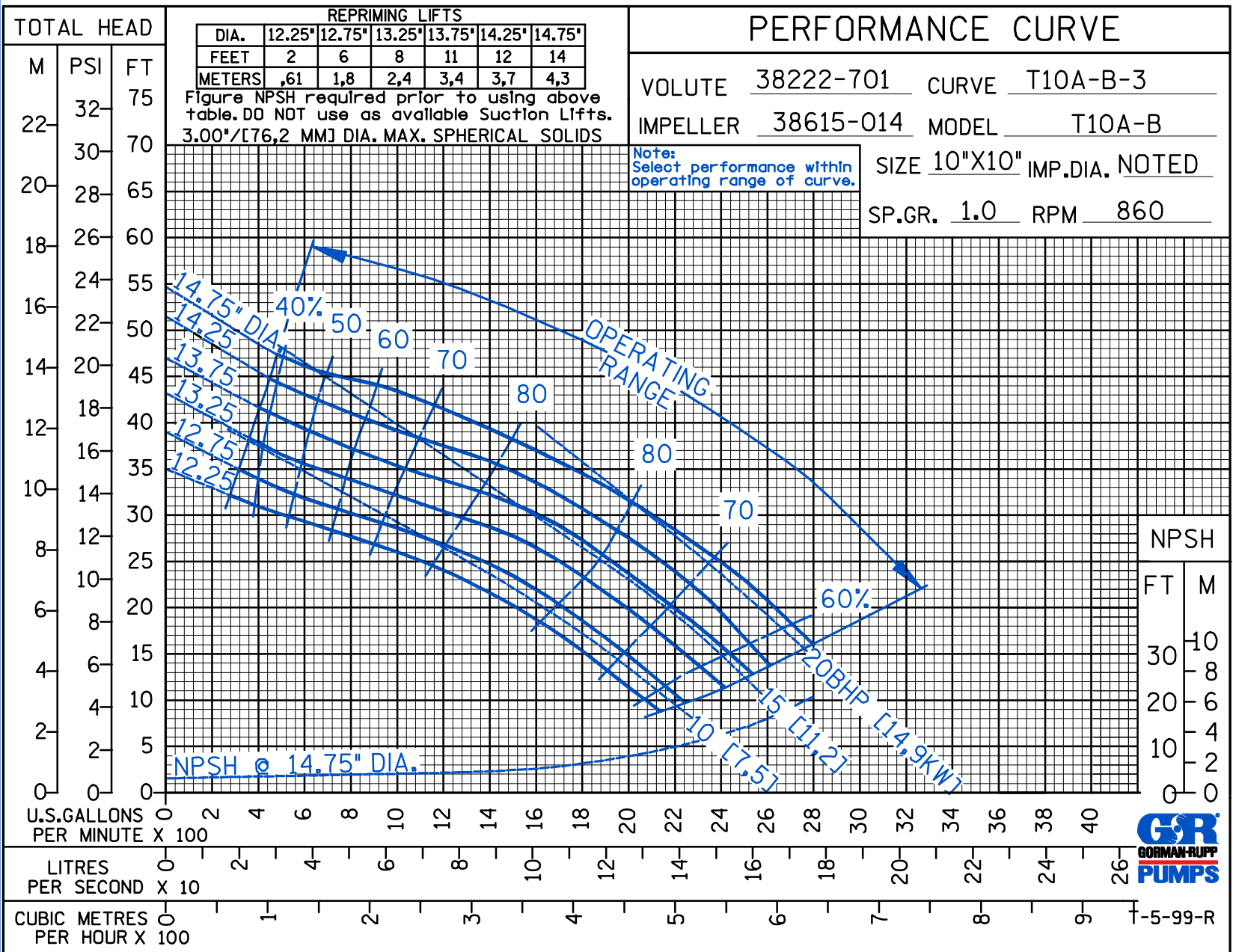
GORMAN-RUPP OF CANADA LIMITED • ST. THOMAS, ONTARIO, CANADA

www.grpumps.com

Specifications Subject to Change Without Notice

Printed in U.S.A.

© Copyright by the Gorman-Rupp Company 2009



Curve Data

Sec. 55

PAGE 2451.3
JUNE 2009

CDS

NPSH

FT	M
30	10
20	6
10	3
0	0



T-5-99-R

CDS

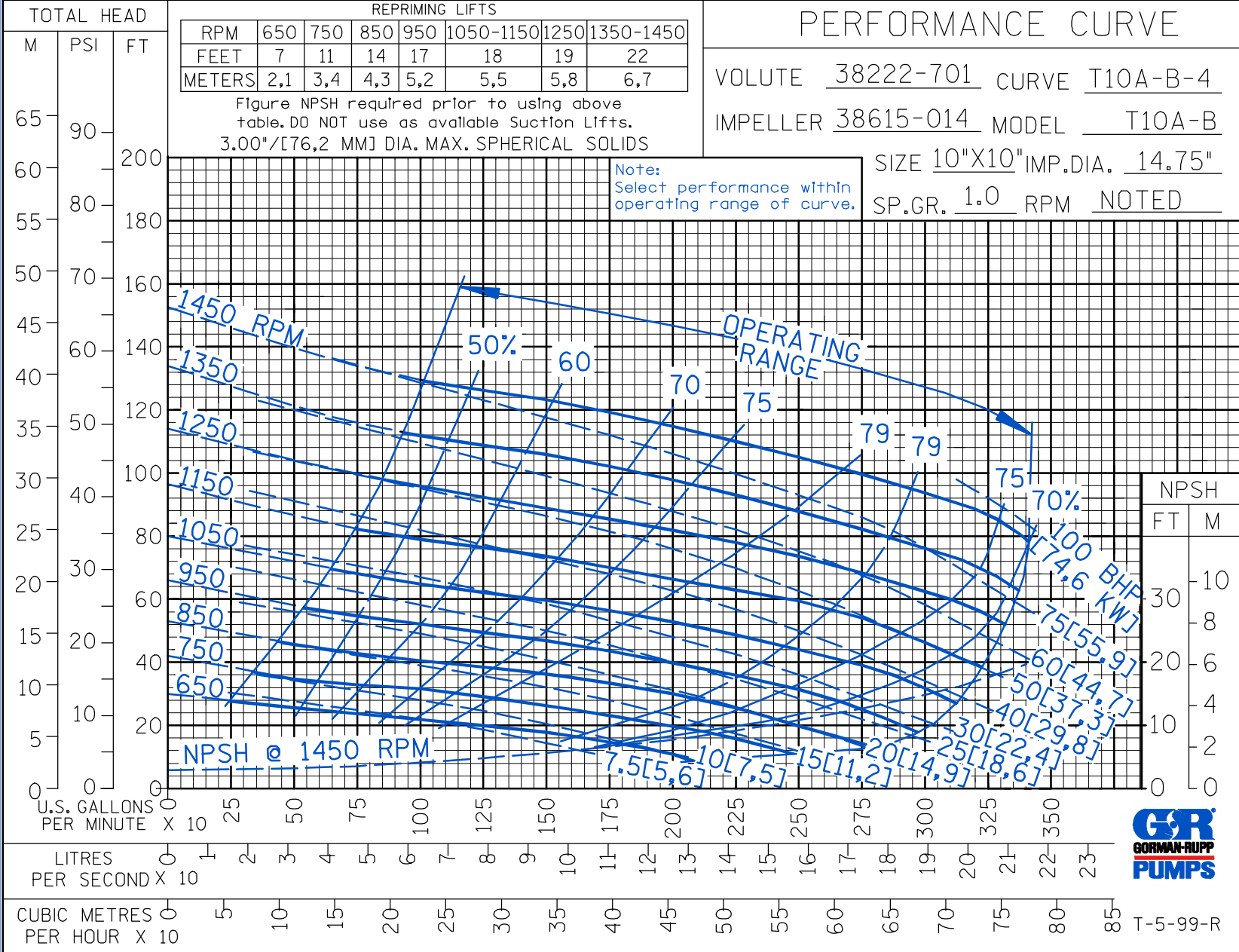
PERFORMANCE CURVE

VOLUTE 38222-701 CURVE T10A-B-4
 IMPELLER 38615-014 MODEL T10A-B
 SIZE 10"X10" IMP.DIA. 14.75"
 SP.GR. 1.0 RPM NOTED

REPRIMING LIFTS							
RPM	650	750	850	950	1050-1150	1250	1350-1450
FEET	7	11	14	17	18	19	22
METERS	2,1	3,4	4,3	5,2	5,5	5,8	6,7

Figure NPSH required prior to using above table. DO NOT use as available Suction Lifts.
 3.00"/[76,2 MM] DIA. MAX. SPHERICAL SOLIDS

Note:
 Select performance within operating range of curve.



T-5-99-R



THE GORMAN-RUPP COMPANY • MANSFIELD, OHIO
 GORMAN-RUPP OF CANADA LIMITED • ST. THOMAS, ONTARIO, CANADA

www.grpumps.com
 Specifications Subject to Change Without Notice

Printed in U.S.A.



THE GORMAN-RUPP COMPANY • MANSFIELD, OHIO

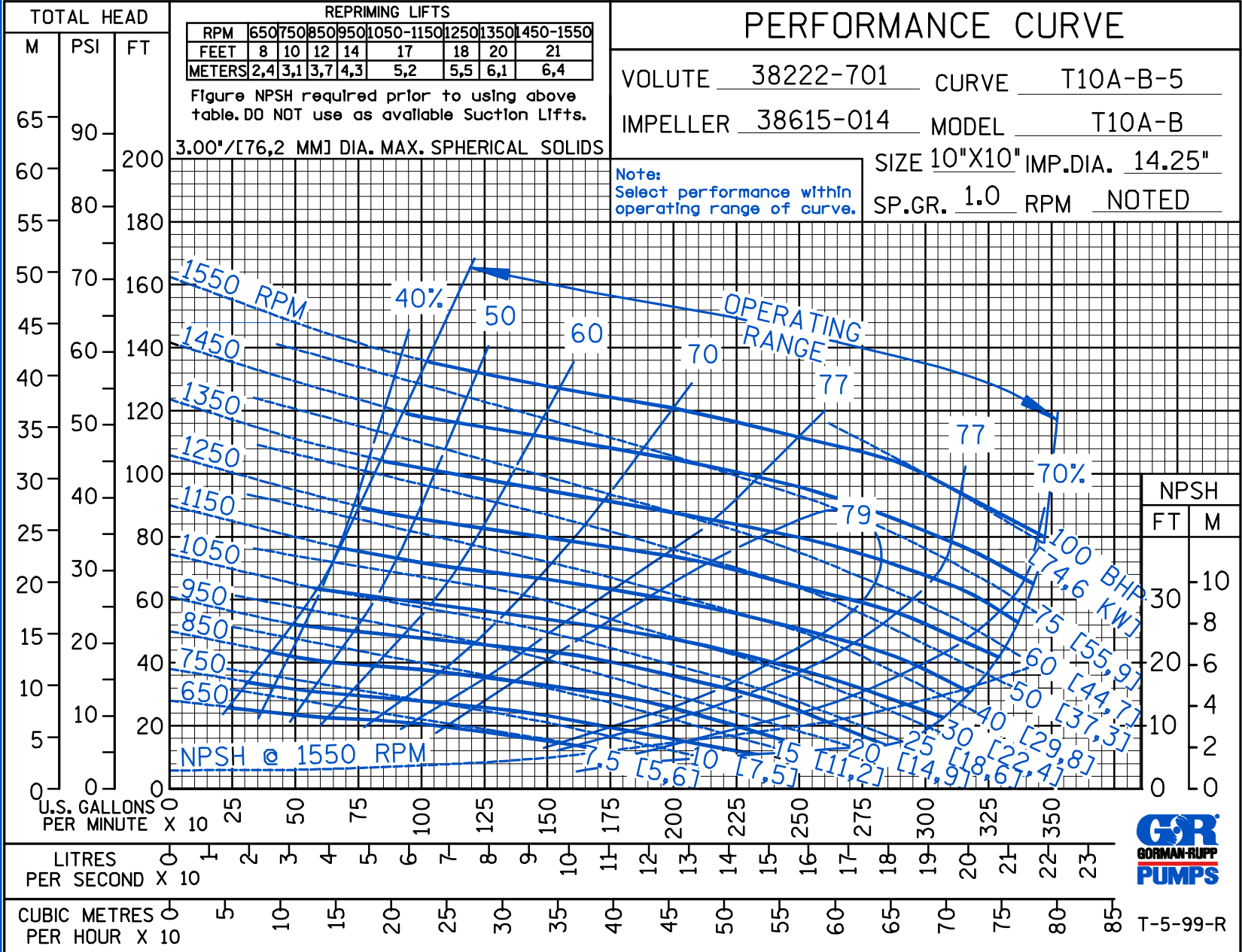
GORMAN-RUPP OF CANADA LIMITED • ST. THOMAS, ONTARIO, CANADA

www.grpumps.com

Specifications Subject to Change Without Notice

Printed in U.S.A.

© Copyright by the Gorman-Rupp Company 2009



CDS

Curve Data

Sec. 55

PAGE 2451.5
JUNE 2009



T-5-99-R

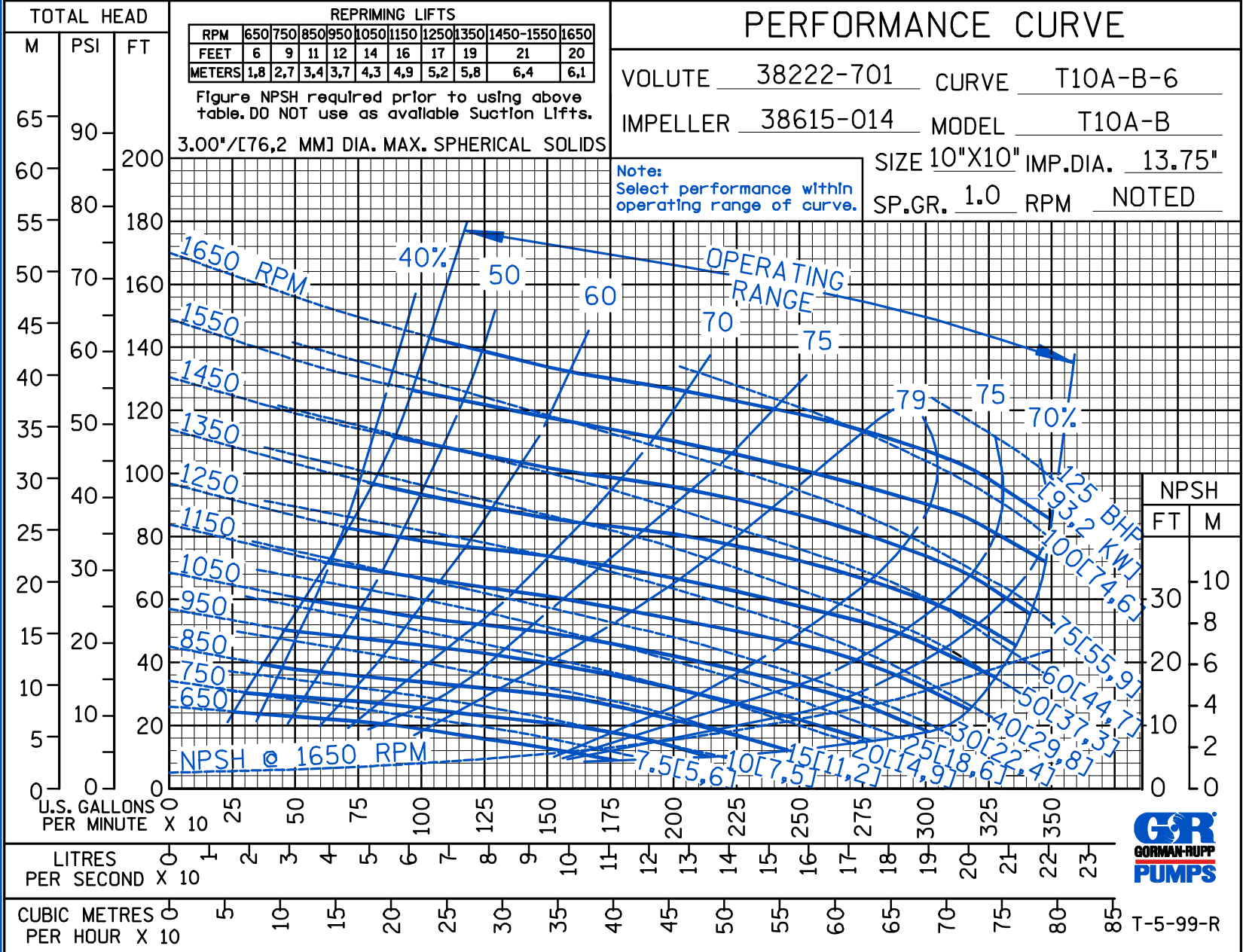


THE GORMAN-RUPP COMPANY • MANSFIELD, OHIO
 GORMAN-RUPP OF CANADA LIMITED • ST. THOMAS, ONTARIO, CANADA
 www.grpumps.com

© Copyright by the Gorman-Rupp Company 2009

Specifications Subject to Change Without Notice

Printed in U.S.A.



CDS

Curve Data

Sec. 55

PAGE 2451.6
JUNE 2009



THE GORMAN-RUPP COMPANY • MANSFIELD, OHIO

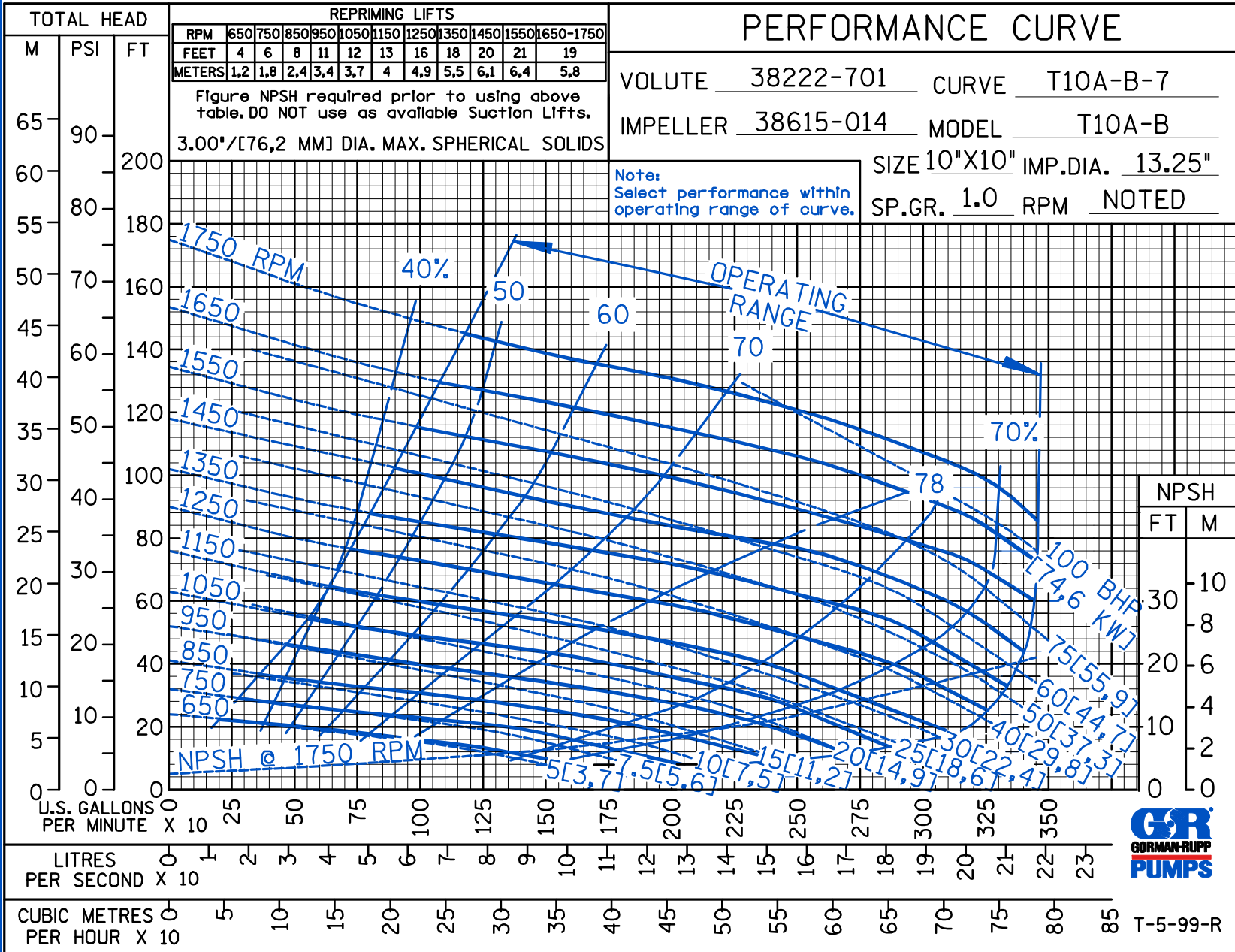
GORMAN-RUPP OF CANADA LIMITED • ST. THOMAS, ONTARIO, CANADA

www.grpumps.com

Specifications Subject to Change Without Notice

Printed in U.S.A.

© Copyright by the Gorman-Rupp Company 2009



CDS

Curve Data

Sec. 55

PAGE 2451.7
JUNE 2009

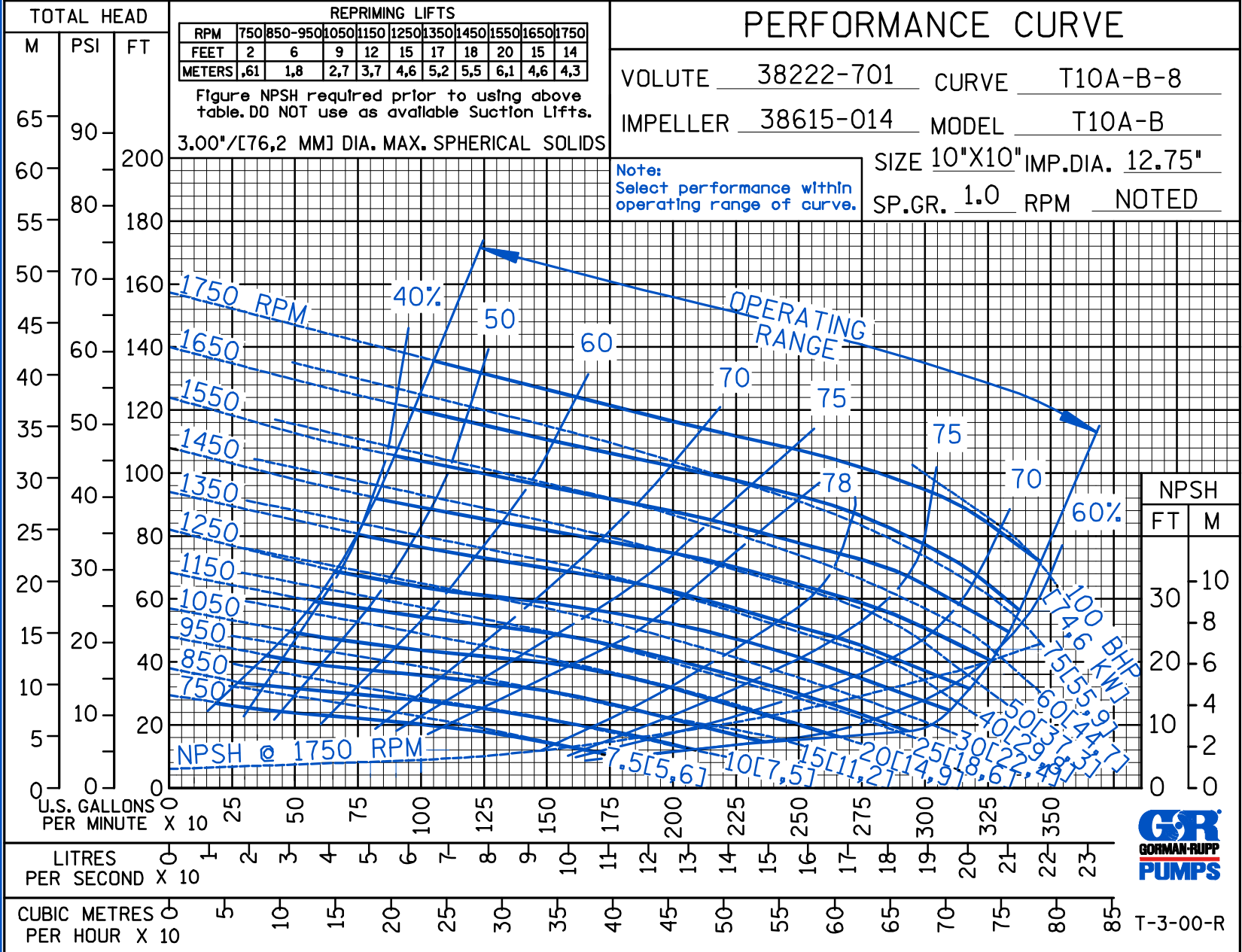


THE GORMAN-RUPP COMPANY • MANSFIELD, OHIO
 GORMAN-RUPP OF CANADA LIMITED • ST. THOMAS, ONTARIO, CANADA
 www.grpumps.com

© Copyright by the Gorman-Rupp Company 2009

Specifications Subject to Change Without Notice

Printed in U.S.A.



CDS

Curve Data

Sec. 55

PAGE 2451.8
 JUNE 2009



THE GORMAN-RUPP COMPANY • MANSFIELD, OHIO

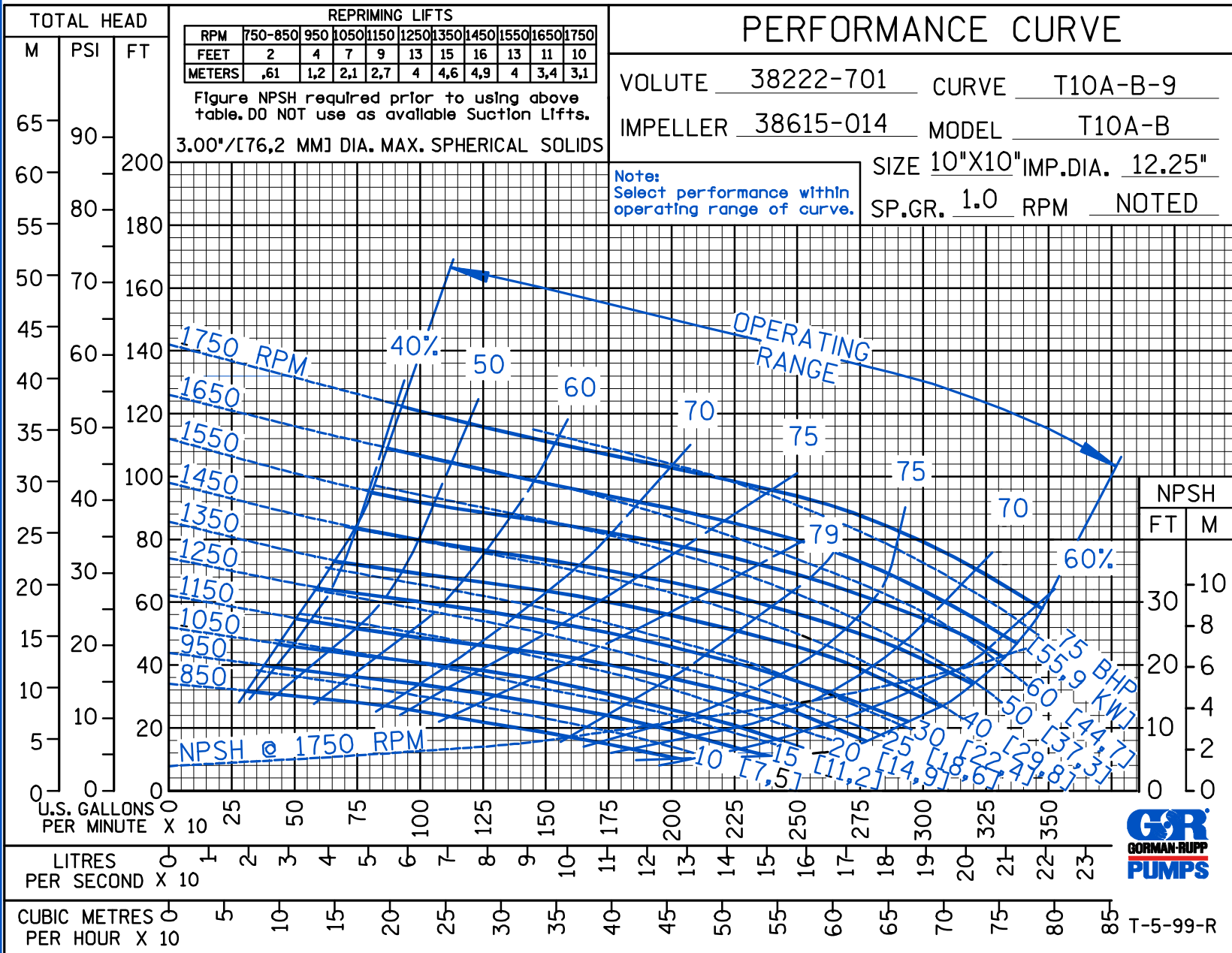
GORMAN-RUPP OF CANADA LIMITED • ST. THOMAS, ONTARIO, CANADA

www.grpumps.com

Specifications Subject to Change Without Notice

Printed in U.S.A.

© Copyright by the Gorman-Rupp Company 2009



Curve Data

Sec. 55

PAGE 2451.9
JUNE 2009

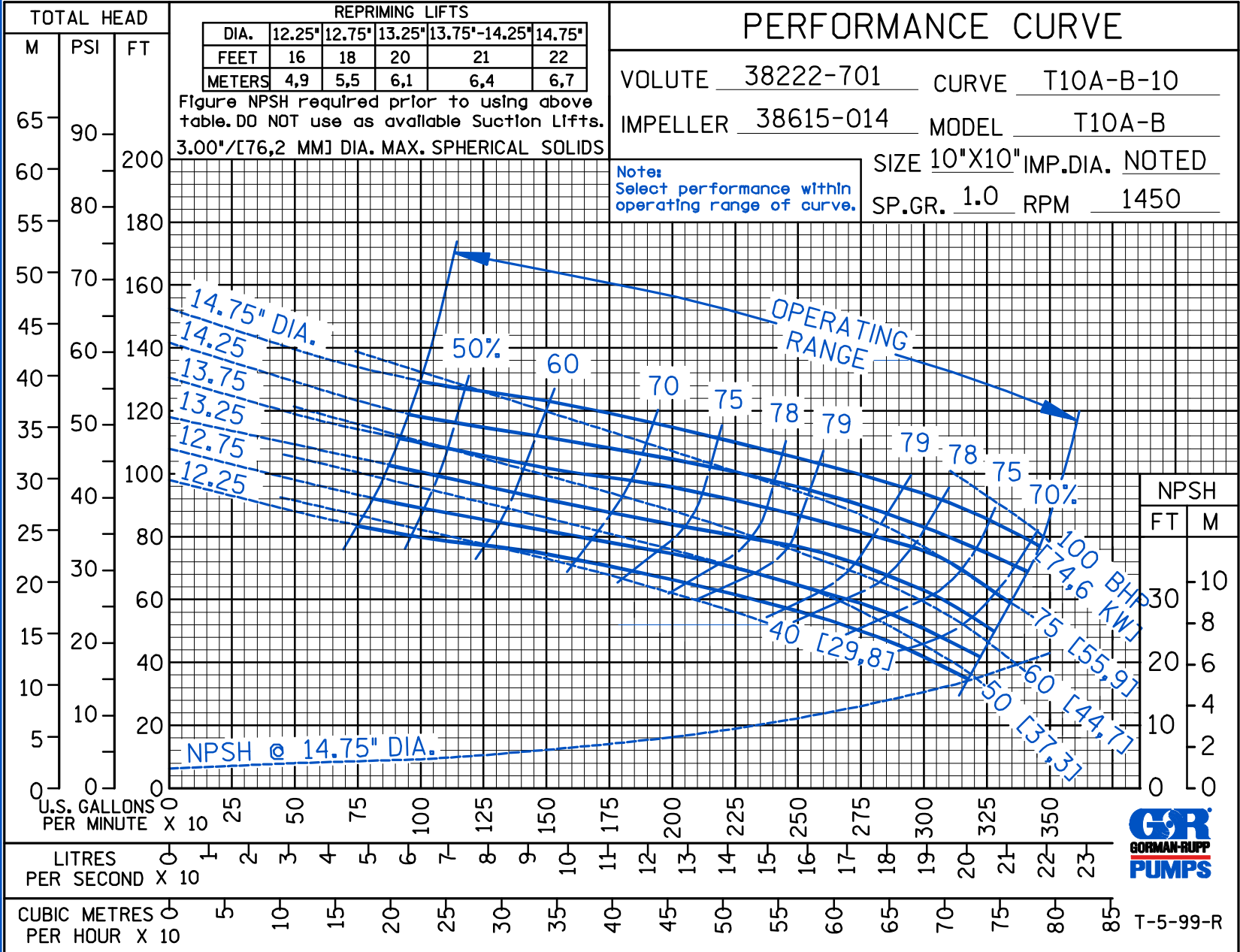


THE GORMAN-RUPP COMPANY • MANSFIELD, OHIO
 GORMAN-RUPP OF CANADA LIMITED • ST. THOMAS, ONTARIO, CANADA
 www.grpumps.com

© Copyright by the Gorman-Rupp Company 2009

Specifications Subject to Change Without Notice

Printed in U.S.A.



CDS

Curve Data

Sec. 55

PAGE 2451.10
 JUNE 2009



THE GORMAN-RUPP COMPANY • MANSFIELD, OHIO

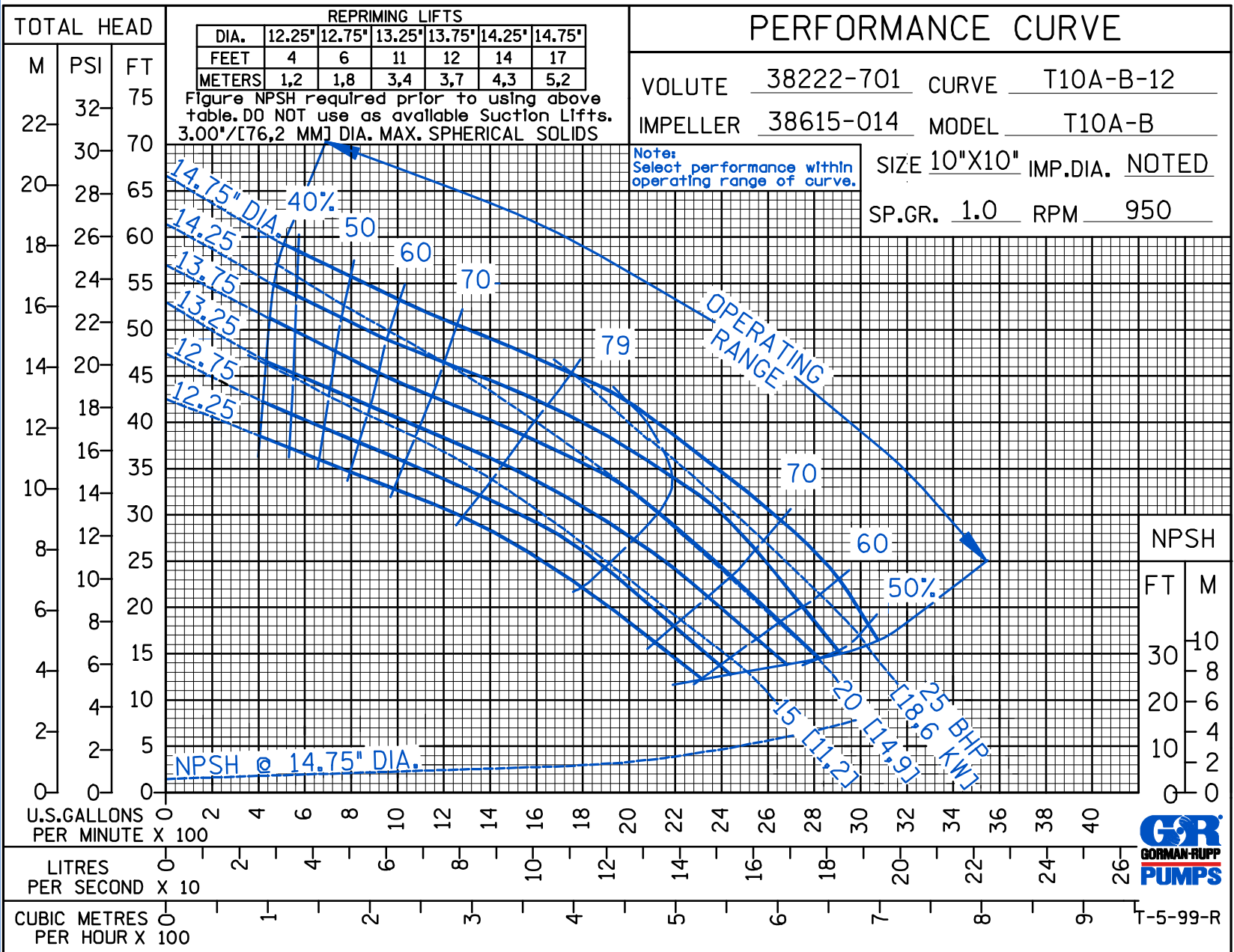
GORMAN-RUPP OF CANADA LIMITED • ST. THOMAS, ONTARIO, CANADA

www.grpumps.com

Specifications Subject to Change Without Notice

© Copyright by the Gorman-Rupp Company 2009

Printed in U.S.A.



CDS

Curve Data

Sec. 55

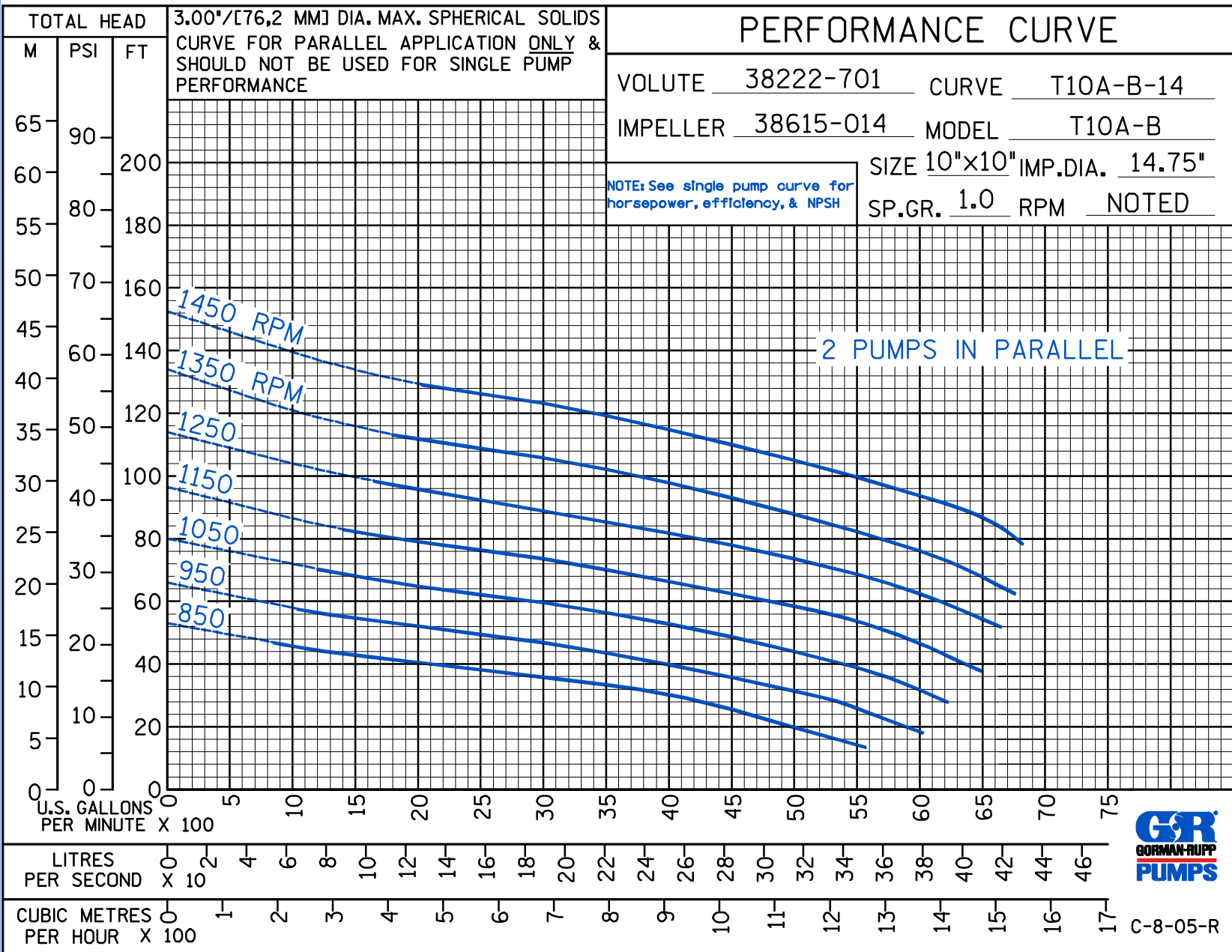
PAGE 2451.11
JUNE 2009

DS

PERFORMANCE CURVE

VOLUTE 38222-701 CURVE T10A-B-14
 IMPELLER 38615-014 MODEL T10A-B
 SIZE 10"X10" IMP.DIA. 14.75"
 SP.GR. 1.0 RPM NOTED

NOTE: See single pump curve for horsepower, efficiency, & NPSH



C-8-05-R



THE GORMAN-RUPP COMPANY • MANSFIELD, OHIO
 GORMAN-RUPP OF CANADA LIMITED • ST. THOMAS, ONTARIO, CANADA

www.grpumps.com
 Specifications Subject to Change Without Notice

Printed in U.S.A.

DS

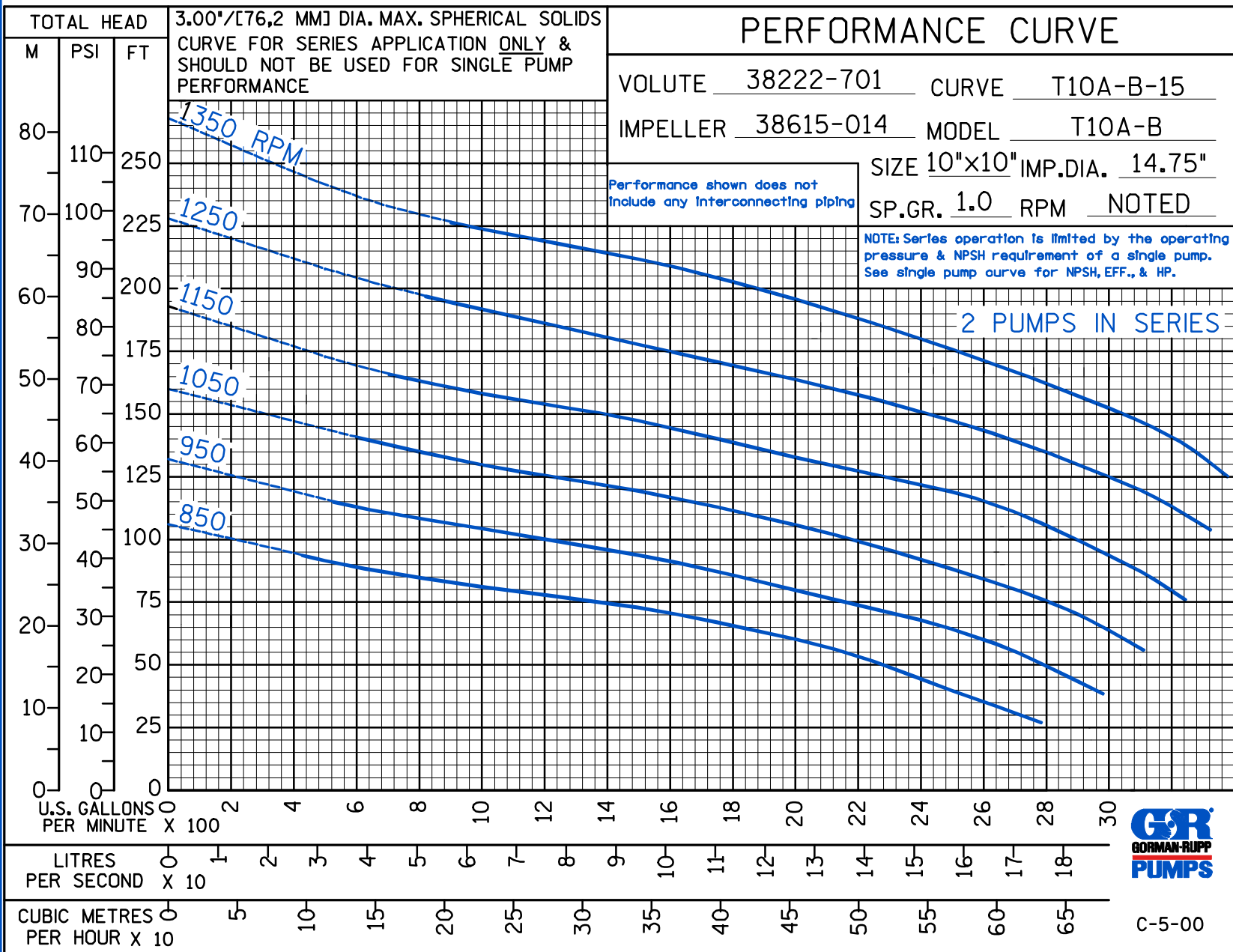
PERFORMANCE CURVE

VOLUTE 38222-701 CURVE T10A-B-15
 IMPELLER 38615-014 MODEL T10A-B
 SIZE 10"X10" IMP.DIA. 14.75"
 SP.GR. 1.0 RPM NOTED

NOTE: Series operation is limited by the operating pressure & NPSH requirement of a single pump. See single pump curve for NPSH, EFF., & HP.

Performance shown does not include any interconnecting piping

2 PUMPS IN SERIES



C-5-00



THE GORMAN-RUPP COMPANY • MANSFIELD, OHIO

GORMAN-RUPP OF CANADA LIMITED • ST. THOMAS, ONTARIO, CANADA

www.grpumps.com

Specifications Subject to Change Without Notice

© Copyright by the Gorman-Rupp Company 2009

Printed in U.S.A.

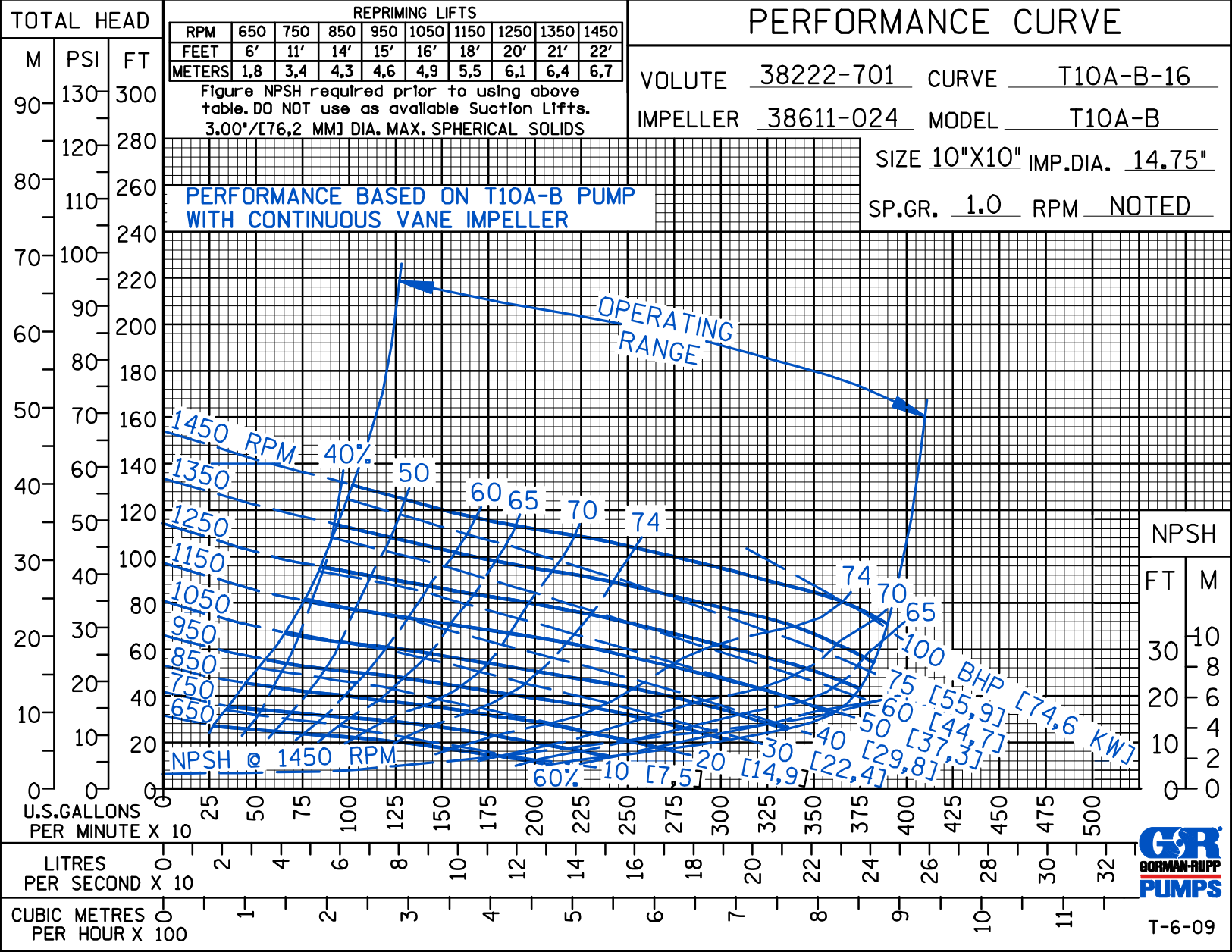


THE GORMAN-RUPP COMPANY • MANSFIELD, OHIO
 GORMAN-RUPP OF CANADA LIMITED • ST. THOMAS, ONTARIO, CANADA
 www.grpumps.com

© Copyright by the Gorman-Rupp Company 2009

Specifications Subject to Change Without Notice

Printed in U.S.A.



CDS

Curve Data

Sec. 55

PAGE 2451.14
JUNE 2009



T-6-09