

C D E

Electric Motor Driven

Self Priming Centrifugal Pump

**Super
T SERIES**
**Models T3A60S-E5 1P and
T3A60S-E5 3P**

VARIOUS PATENTS APPLY

Size 3" x 3"



PUMP SPECIFICATIONS

Size: 3" x 3" (76 mm x 76 mm) NPT - Female.

Casing: Gray Iron 30.

Maximum Operating Pressure 25 psi (172 kPa) *

Semi-Open Type, Two Vane Impeller: Ductile Iron 65-45-12.

Handles 2 1/2" (63.5 mm) Diameter Spherical Solids.

Flap Valve: Neoprene w/Nylon and Steel Reinforcing.

Removable Adjustable Cover Plate: Gray Iron 30; 35 lbs. (16 kg).

Replaceable Wear Plate: Carbon Steel 1015.

Seal Plate: Gray Iron 30.

Retainer Flange: Gray Iron 30.

Impeller Shaft: Alloy Steel 4150.

Shaft Sleeve: Alloy Steel 4130.

Lip Seals: Buna-N.

Radial Bearing: Permanently Lubricated Single Row Ball.

Flanges: 125# Gray Iron 30.

Gaskets: Buna-N w/Compressed Synthetic Fibers, PTFE, Cork and Rubber.

O-Rings: Buna-N.

Hardware: Standard Plated Steel.

Brass Pressure Relief Valve.
Seal Cavity Oil Level Sight Gauge.
Steel Motor Support Feet.
Optional Equipment: Strainer. 3" ASA or 80 mm DIN 2527 (PN 16) Gray Iron 30 Suction and Discharge Spool Flanges. Self-Cleaning Wear Plate. Consult Factory for Additional Options.

MOTOR SPECIFICATIONS†

Type: TEFC.

Horsepower: 5.

RPM: 1150.

Voltage: Single Phase - 208-230V; 60 Hz; Frame 215T; 1.15 S.F.; 22.0/11.0 Approx. Full Load Amps; 143.0/71.5 Locked Rotor Amps. Three Phase - 208-230V/460V; 60 Hz; Frame 215T; 1.25 S.F.; 15.0-13.6/6.8 Approx. Full Load Amps; 83.0/41.5 Locked Rotor Amps.

† Standard Specifications Shown. Alternate Motors Available - Consult Factory.



Shown with Optional Suction and Discharge Spool Flanges (Available in ASA or DIN Standard Sizes).

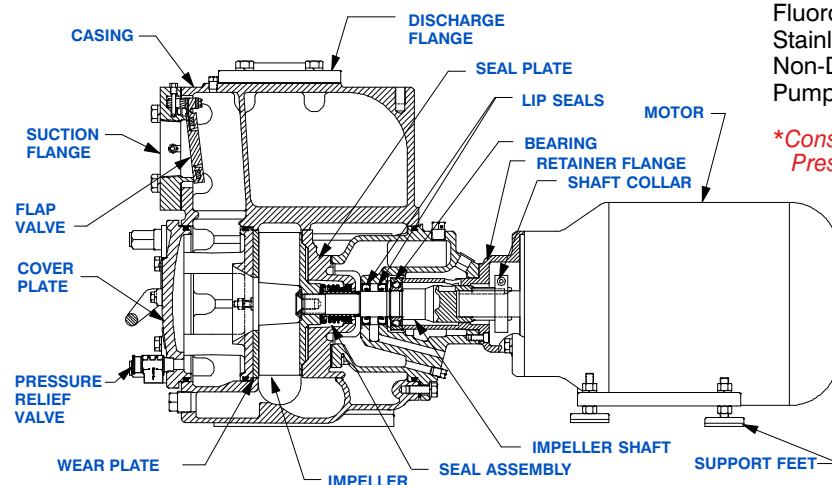
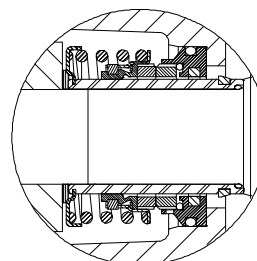


SEAL SPECIFICATIONS

Cartridge Type, Mechanical, Oil-Lubricated, Double Floating, Self-Aligning. Silicon Carbide Rotating and Stationary Faces. Stainless Steel 316 Stationary Seat. Fluorocarbon Elastomers (DuPont Viton® or Equivalent). Stainless Steel 18-8 Cage and Spring. Lubrication: SAE 30 Non-Detergent Oil. Maximum Temperature of Liquid Pumped, 160°F (71°C).*

*Consult Factory for Applications Exceeding Maximum Pressure and/or Temperature Indicated.

SEAL DETAIL


THE GORMAN-RUPP COMPANY • MANSFIELD, OHIO

GORMAN-RUPP OF CANADA LIMITED • ST. THOMAS, ONTARIO, CANADA

www.grpumps.com

Specifications Subject to Change Without Notice

Printed in U.S.A.

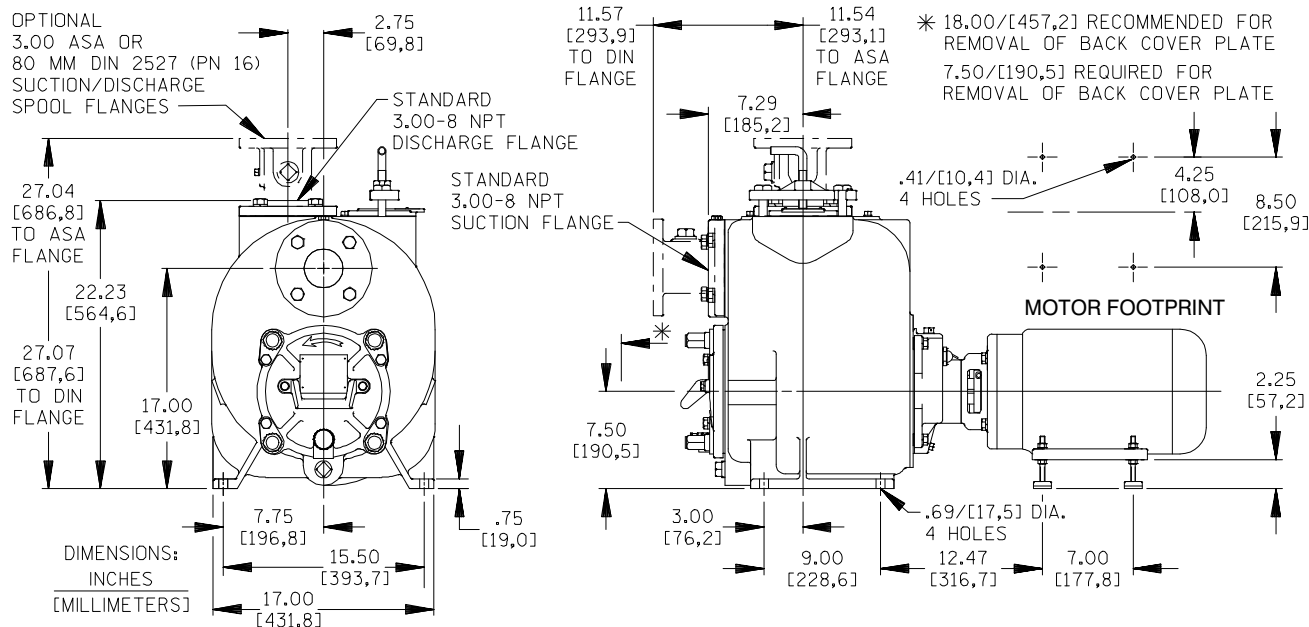
Specification Data

SECTION 55, PAGE 2015

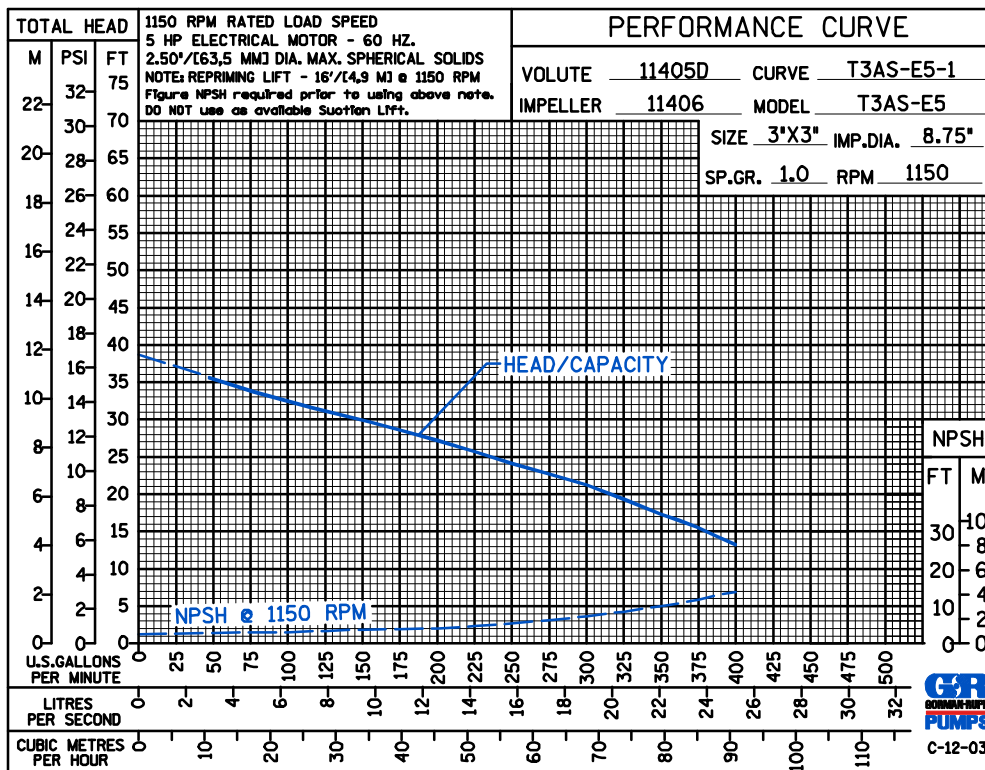
APPROXIMATE
DIMENSIONS and WEIGHTS

NET WEIGHT: 601 LBS. (273 KG.)
SHIPPING WEIGHT: 626 LBS. (284 KG.)
*ADD 10 LBS. (4,5 KG.) W/EACH SPOOL FLANGE
EXPORT CRATE SIZE: 30.2 CU. FT. (0,86 CU. M.)

NOTE: STANDARD MOTOR SUPPLIED WITH NEMA F1 JUNCTION BOX POSITIONING



NOTE: OPTIONAL ASA OR DIN STANDARD SPOOL FLANGES AVAILABLE



THE GORMAN-RUPP COMPANY • MANSFIELD, OHIO

GORMAN-RUPP OF CANADA LIMITED • ST. THOMAS, ONTARIO, CANADA

Specifications Subject to Change Without Notice

Printed in U.S.A.