

## Basic Pump



## Self Priming Centrifugal Pump

## Model RS3A31-BAR and RS3A32-BAR

## Size 4" x 3"

## PUMP SPECIFICATIONS

**Size:** 4" x 3" (102 mm x 76 mm) Flanged.

**Casing:** (RS3A31-BAR) Ductile Iron 65-45-12.

(RS3A32-BAR) Cast Steel 70-36.

Maximum Operating Pressure 71 psi (490 kPa).\*

**Enclosed Type, Five Vane Impeller:** Aluminum 356-T6.

Handles 3/8" (9,5 mm) Diameter Spherical Solids.

**Impeller Shaft:** Steel 1045.

**Rotor:** Copper Alloy C93400.

**Bearing Housing:** Ductile Iron 65-45-12.

**Bearing Housing Lubrication:** Grease.

**Body Cover:** (RS3A31-BAR) Ductile Iron 65-45-12.

(RS3A32-BAR) Cast Steel 70-36.

**Center/Spacer Plate:** (RS3A31-BAR) Ductile Iron 65-45-12.

(RS3A32-BAR) Cast Steel 70-36.

**Radial Bearing:** Permanently Sealed Single Row Ball Type.

**Thrust Bearing:** Permanently Sealed Single Row Ball Type.

**Gaskets:** Vegetable Fiber, PTFE and Cork.

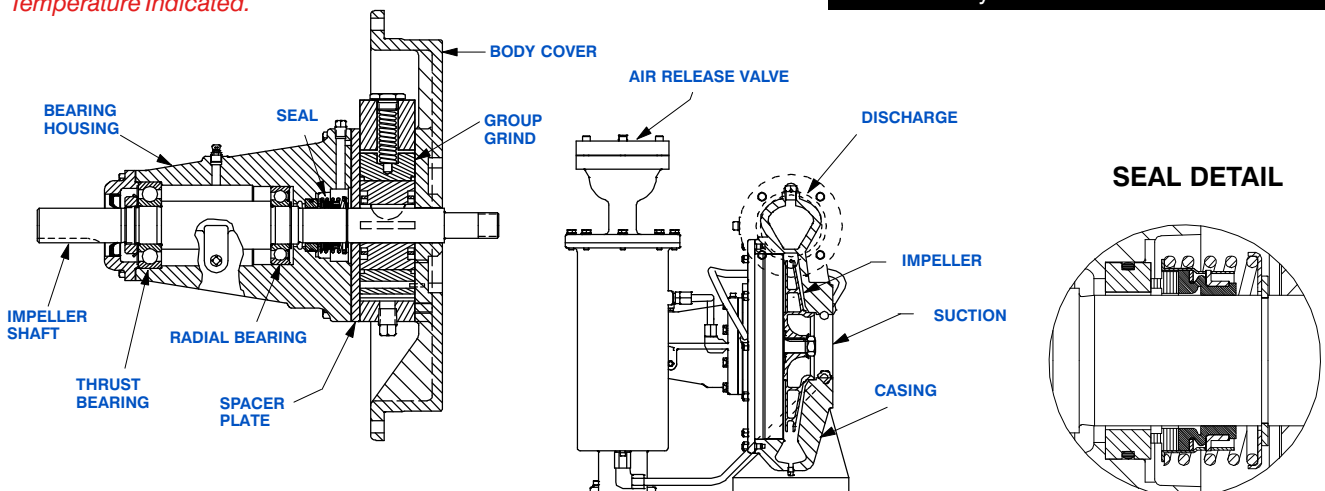
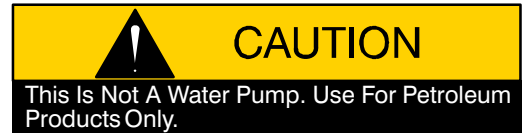
**Priming:** Rotary Vane Type Priming Pump.

**Air Release Valve:** (RS3A31-BAR) Ductile Iron/Stainless Steel.

(RS3A32-BAR) Steel/Stainless Steel.

**Optional Equipment:** Cast Steel 70-36 Threaded Suction and Discharge Companion Flange Kit, Copper Alloy C93700 Impeller, Group Grind with Cast Iron Rotor (RS3A31-BAR Only), Stainless Steel 416 Impeller Shaft, Buna-N Seal, PTFE Seal with Fluorocarbon O-Ring, PTFE Seal with Buna-N O-Ring, Oil Filled Bearing Housing Assembly.

\*Consult Factory for Applications Exceeding Maximum Pressure and/or Temperature Indicated.



## SEAL SPECIFICATIONS

**Seal:** Mechanical; Self-Lubricated. Fluorocarbon Elastomers (DuPont Viton<sup>®</sup> or Equivalent). Carbon Rotating Face; Ni-Resist Stationary Face; Maximum Temperature of Liquid Pumped is 160°F (71°C).\*



GORMAN-RUPP PUMPS

www.grpumps.com

Specifications Subject to Change Without Notice

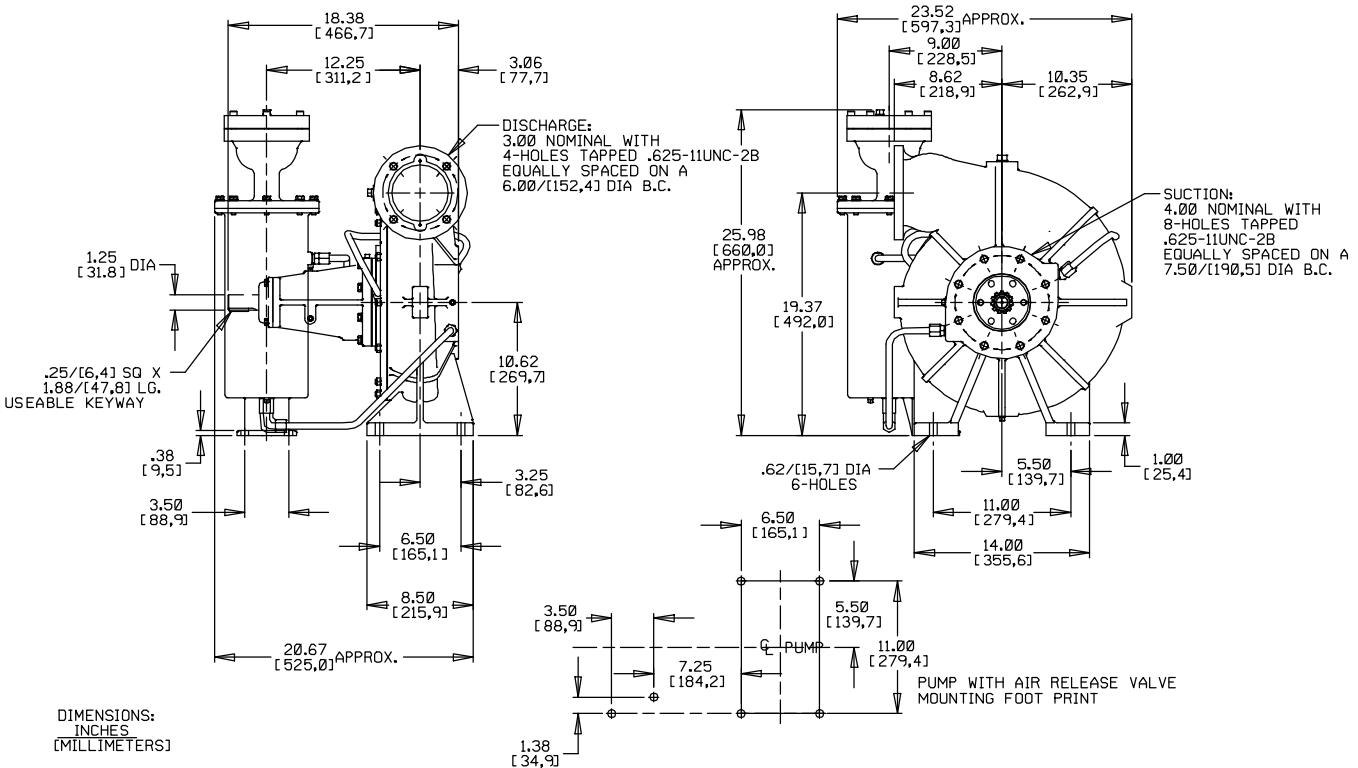
Printed in U.S.A.

**Specification Data**

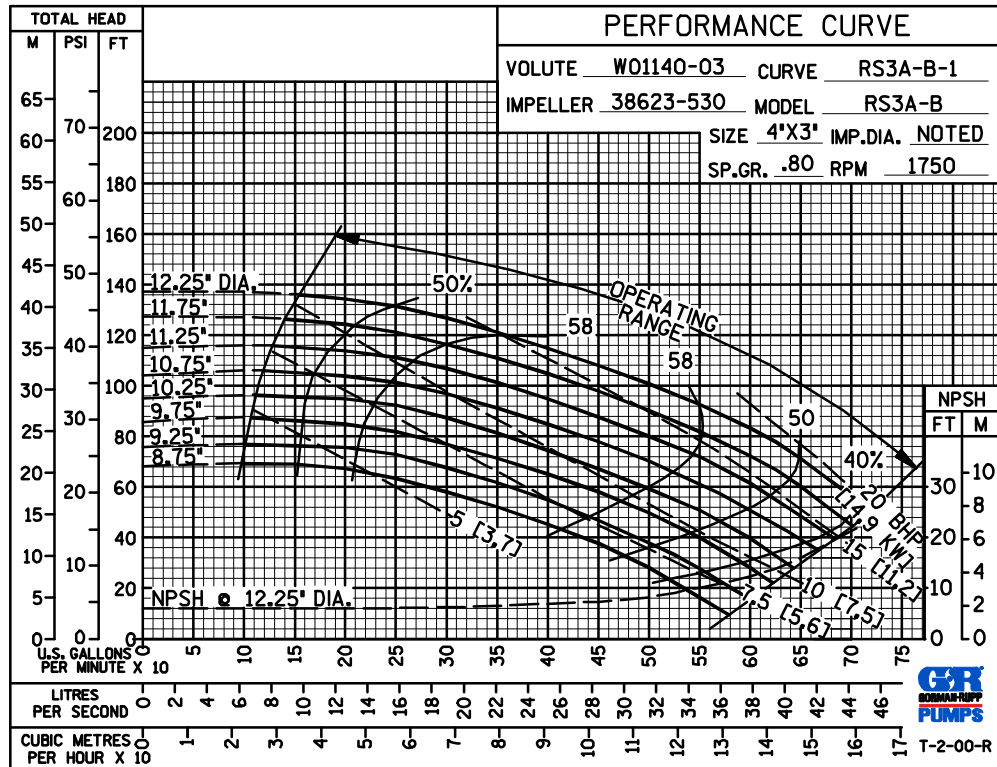
SECTION 35, PAGE 310

OVERALL DIMENSIONS  
and  
APPROXIMATE WEIGHTS

	<b>RS3A31-BAR</b>	<b>RS3A32-BAR</b>
<b>PUMP NET WEIGHT:</b>	292 LBS. (132,4 KG.)	300 LBS. (136 KG.)
<b>SHIPPING NET WEIGHT:</b>	307 LBS. (139,3 KG.)	320 LBS. (145,1 KG.)
<b>EXPORT CRATE SIZE:</b>	17.9 CU. FT. (0,51CU. M.)	



**PERFORMANCE  
BASED ON  
PETROLEUM  
TRIMMED  
IMPELLER**



**GORMAN-RUPP PUMPS**

www.grpumps.com

Specifications Subject to Change Without Notice

Printed in U.S.A.