



Ran[®] 3/8" (9.52 mm)

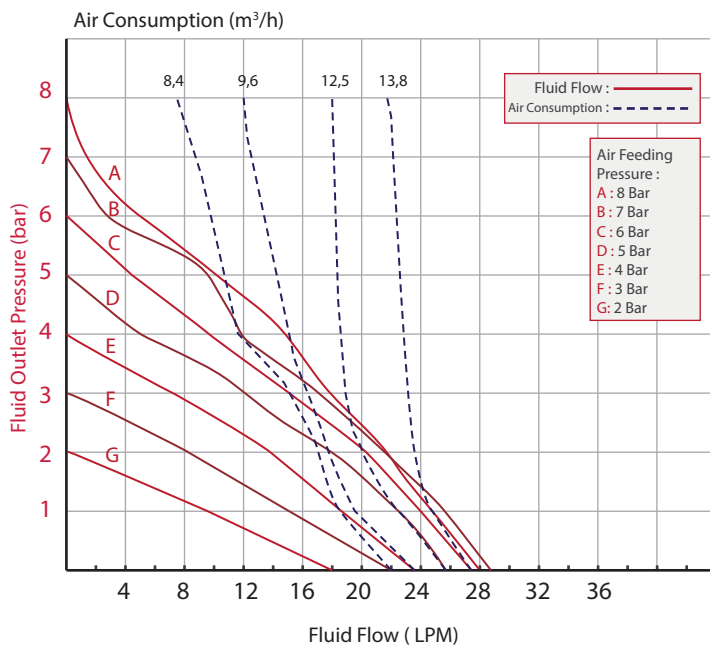
Polypropylene Body Diaphragm Pump

Technical Specifications

Pump Code	K10-PS
Max. Flow Rate	28 lpm
Max. Pump Speed	250 cpm
Displacement per cycle	0.11 liter
Fluid Inlet- Outlet Size	3/8" NPT
Air Inlet Size	1/4"
Max. Fluid Working Pressure	8 bar
Max. Air Consumption (at 5 bar)	12.5 m ³ /h
Ratio	1:1

Pump Housing Material	Polypropylene
Center Section Material	Polypropylene
Max. Size Pumpable Solids	1.5 mm
Max. Suction Lift	9.5 m (Wet) 3 m (Dry)
Max. Operating Temperature	80 °C
Sound Level	61 dBa (at 5 bar)
Diaphragm Material	TPE
Check-Valve Material	TPE
Weight	2.1 kg

Performance Curves



Made in Turkey

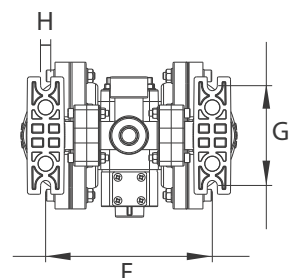
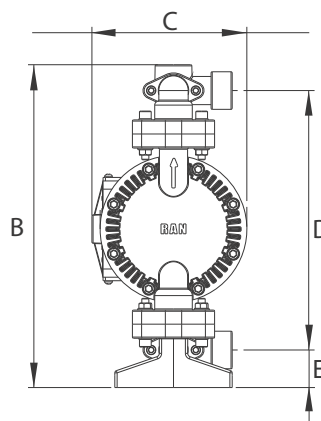
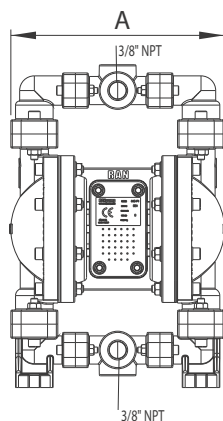


Test Conditions: All tests are made with water. Suction hose submerged in the fluid. Muffler not used. All the values are shown are approximate and not binding.

Example: To pump 15 lpm against a discharge pressure of 3 bar, requires 6 bar and 8.4 m³/h air consumption.

Dimensions

A	182
B	275
C	132
D	220
E	32
F	142
G	85
H	8.5



All dimensions are in mm.