

## Ran<sup>®</sup> 1 1/2" (38.1mm)

### PVDF Body Diaphragm Pump

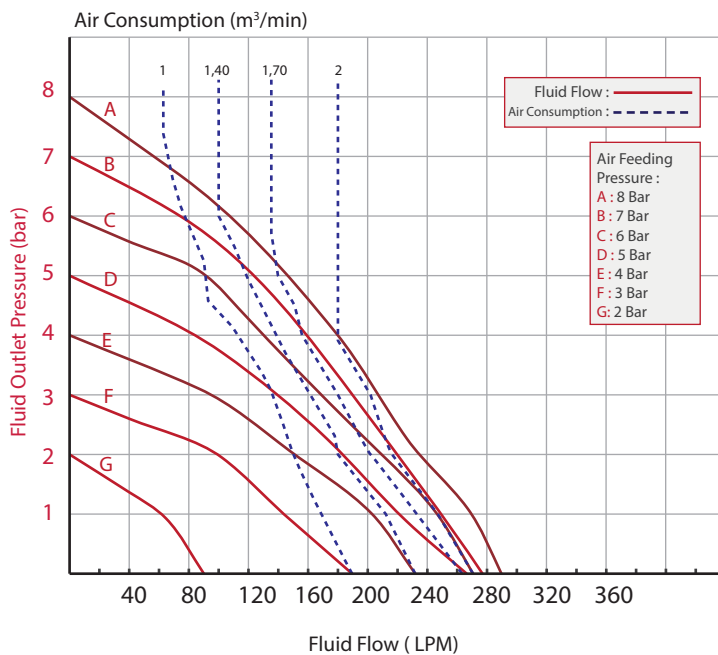


### Technical Specifications

Pump Code	E40-PV1-1
Max. Flow Rate	290 lpm
Max. Pump Speed	200 cpm
Displacement per cycle	1.45 liter
Fluid Inlet- Outlet Size	1 1/2" ANSI Flange
Air Inlet Size	1/2"
Max. Fluid Working Pressure	8 bar
Max. Air Consumption (at 5 bar)	1.7 m <sup>3</sup> /min
Ratio	1:1

Pump Housing Material	PVDF
Center Section Material	Polypropylene
Max. Size Pumpable Solids	4.5 mm
Max. Suction Lift	9.5 m (Wet) 5 m (Dry)
Max. Operating Temperature	104 °C
Sound Level	78 dBA (at 5 bar)
Diaphragm Material	PTFE
Check-Valve Material	PTFE
Weight	25 kg

### Performance Curves



**Made in Turkey**

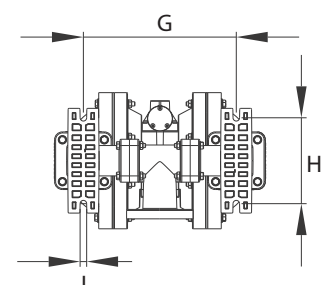
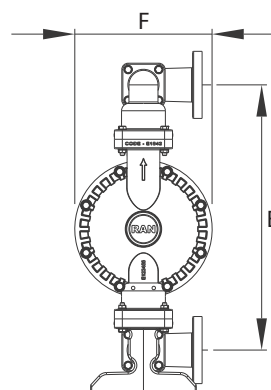
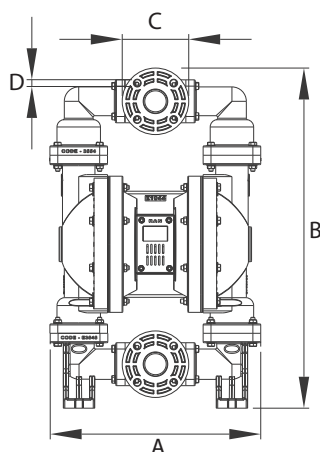


**Test Conditions:** All tests are made with water. Suction hose submerged in the fluid. Muffler not used. All the values are shown are approximate and not binding.

**Example:** To pump 160 lpm against a discharge pressure of 4 bar, requires 7 bar and 1,7 m<sup>3</sup>/min air consumption.

### Dimensions

A	402
B	650
C	127
D	13
E	502
F	260
G	292
H	164
I	12.5



All dimensions are in mm.